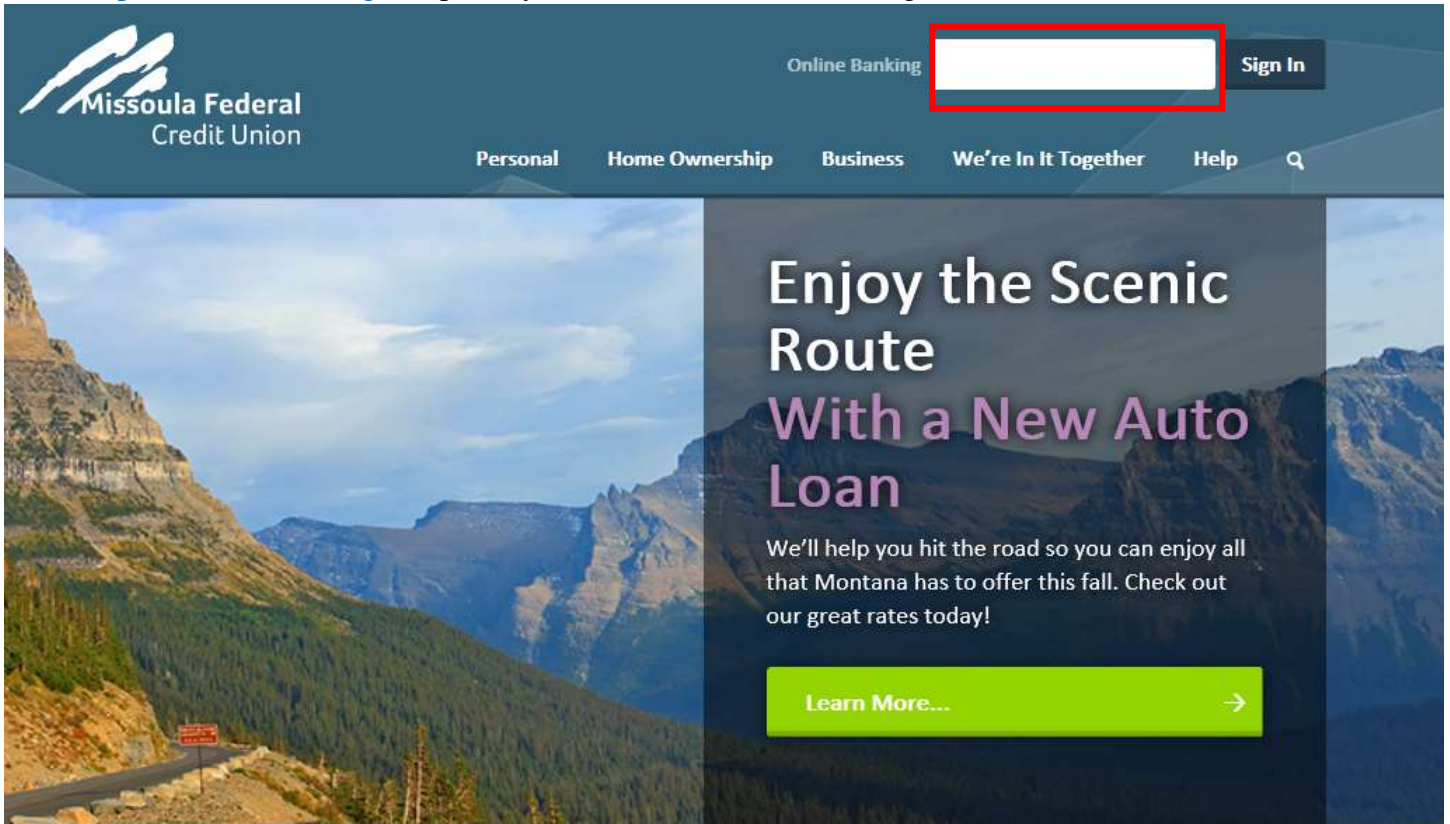


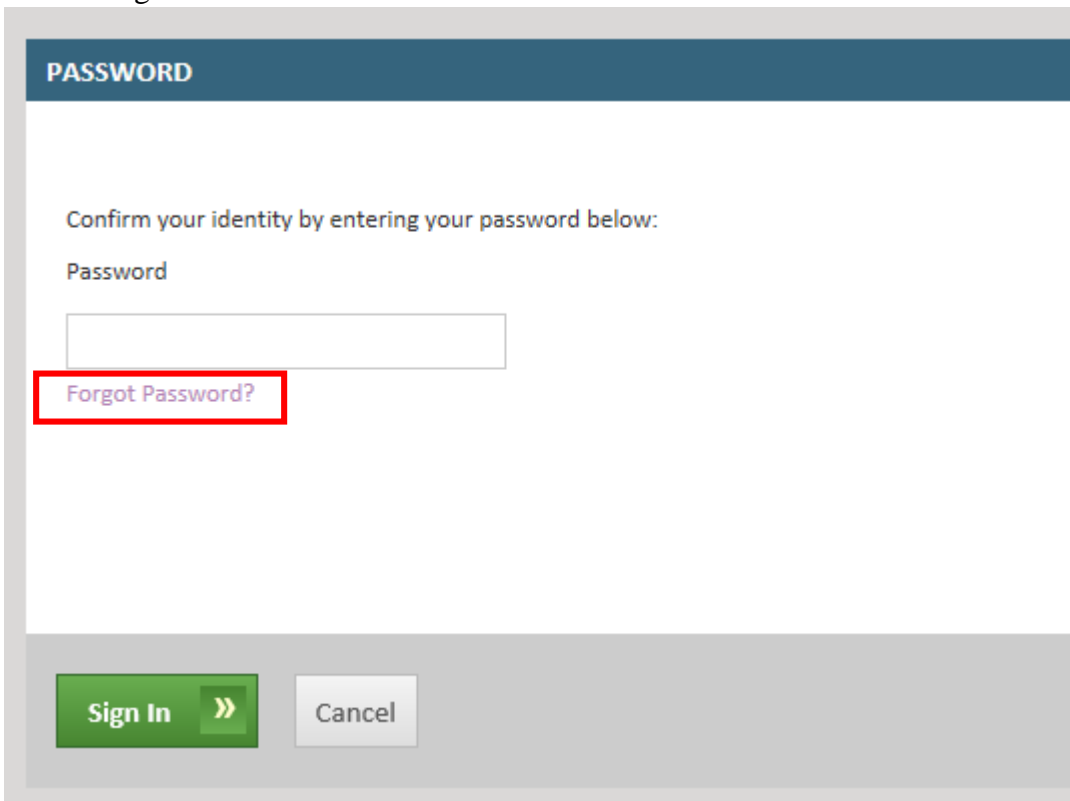
Forgot Password

Go to <https://missoulafcu.org> and put in your User Name and select Sign In.



The image shows the top portion of the Missoula Federal Credit Union website. On the left is the logo with the text "Missoula Federal Credit Union". To the right, there is an "Online Banking" link and a search bar, both highlighted with a red rectangle. Further right is a "Sign In" button. Below the header is a navigation menu with links for "Personal", "Home Ownership", "Business", "We're In It Together", and "Help". The main content area features a scenic mountain landscape with a road. Overlaid on the right side of the image is a promotional banner for "Enjoy the Scenic Route With a New Auto Loan". The banner includes the text "We'll help you hit the road so you can enjoy all that Montana has to offer this fall. Check out our great rates today!" and a green "Learn More..." button with a right-pointing arrow.

Select Forgot Password



The image shows a "PASSWORD" form on a website. At the top, the word "PASSWORD" is written in white on a dark blue background. Below this, the text "Confirm your identity by entering your password below:" is displayed. Underneath is a label "Password" followed by an empty text input field. Below the input field is a link "Forgot Password?" which is highlighted with a red rectangle. At the bottom of the form, there are two buttons: a green "Sign In" button with a right-pointing arrow, and a grey "Cancel" button.

Forgot Password

Enter your User Name and Enter the Characters shown then select Continue.



RESET PASSWORD

To reset your password, please enter your User Name below.

User Name

Enter the characters shown:

Refresh

4 4 g g m

Continue » Cancel

A One-Time Pass Password will be sent to your email. Log into your email to retrieve it and enter the password and select Continue.

RESET PASSWORD


We sent you a One-Time Password. Please check your messages and enter the One-Time Password below.

One-Time Password:
 Resend

Continue » Cancel

Forgot Password

Type your New Password and select Continue.




RESET PASSWORD - CHANGE PASSWORD

New Password

Retype New Password

[Continue >>](#) [Cancel](#)

Your password has been reset. Click Go Back to Login.



Reset Password - Completed

Your password has been reset successfully

[Login to Online Banking >>](#)